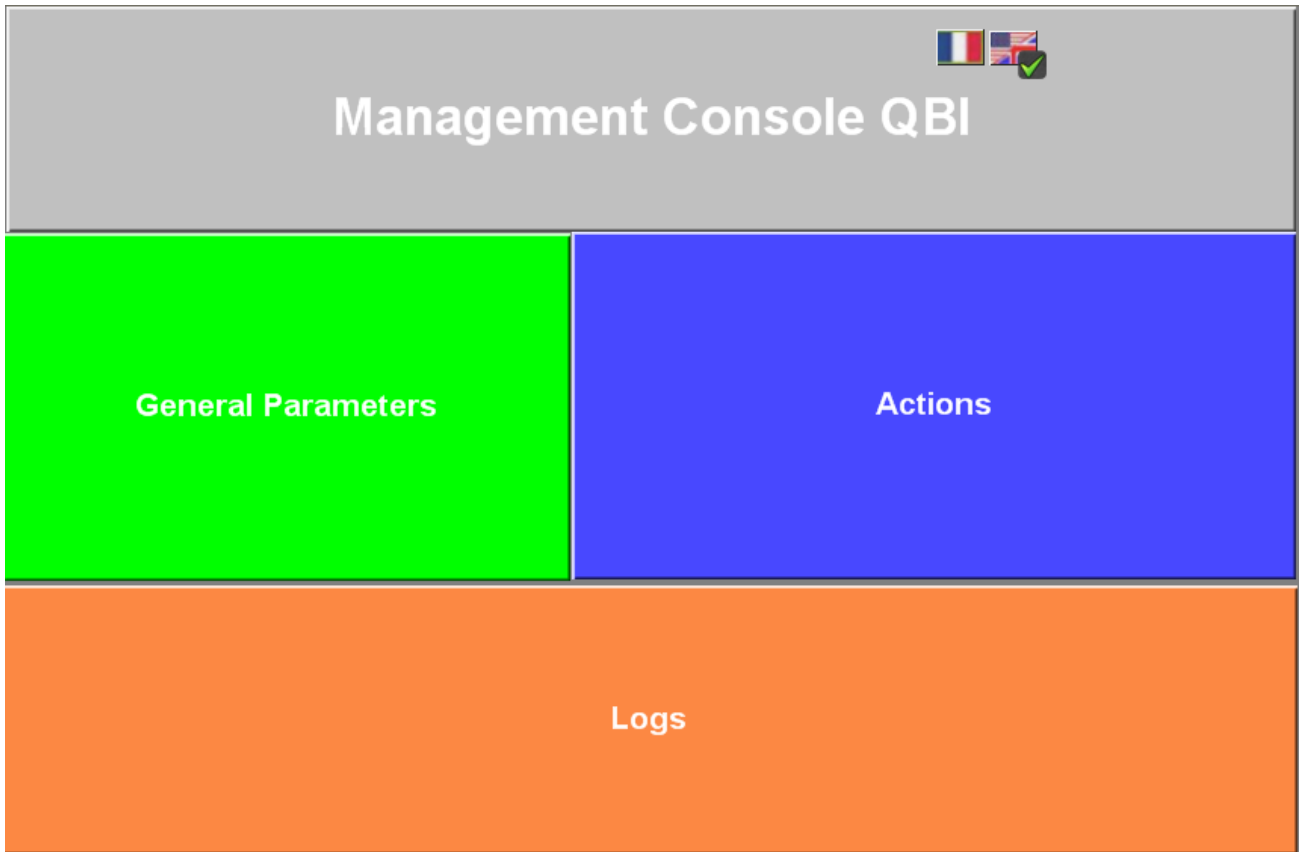




## Management console QBI





With the management console QBI, you can add action, modify general parameters, view logs and launch action. The management console is launched with CM\_QBI.qvw in directory QBI.












Click general Parameters (green button)

General Parameters

Management Console QBI	QBI KEY : <span style="float: right;">QBI VERSION : 9.0</span>
General Parameters	Actions
Logs	CTRL KEY : <span style="float: right;">QLIKVIEW VERSION : 11.20.11643.0409</span>
ADMIN :  PRINTER PDF : Bullzip PDF Printer	
PASSWORD : 	
QBI DIRECTORY : C:\DATA\QBI_V9.0\	
PATH 7ZIP : C:\Program Files\7-Zip\  7z.exe	
SMTP SERVER : test smtp	
PORT : 25	
SENDER : lmoniez@infiniconseil.fr	
SUBJECT : QBI	
BODY : Bonjour,/BR/Veuillez trouver ci-joint./BR/ 	
ADMINISTRATOR MAIL : lmoniez@infiniconseil.fr	
MAIL LEVEL :   	

You can add the QBI key and CTRL

You show the version of QBI and qlikview client.

You can tape the printer PDF « Bullzip PDF ».

You can defined the path for 7zip and parameters for the mailing.



No mail

Mail if action is KO

Mail if action OK and KO

General Parameters





Button save.

Button key save CSV referentiel.

Button change the language.



En cliquant sur le bouton traces (pavé orange) vous pouvez visualiser le détail des logs de chaque traitement.

Logs



Management Console QBI

General Parameters

Actions

Logs

Realized action
Detail realized action
ERROR LEVEL

Detail realized action

Action	ID	FLAG	Description
APPLI1	20140331 16:49:10	OK	-----
APPLI1	20140331 16:49:10	OK	Empty selections
APPLI1	20140331 16:49:10	OK	Reading table CH999
APPLI1	20140331 16:49:10	OK	Nb values of burst 8
APPLI1	20140331 16:49:10	OK	Closing the document
APPLI1	20140331 16:49:10	OK	Send mail to admin "lmoniez@infiniconseil.fr"
APPLI1	20140331 16:49:06	OK	-----
APPLI1	20140331 16:49:06	OK	Treatment APPLI1
APPLI1	20140331 16:49:06	OK	Reading information
APPLI1	20140331 16:49:06	OK	Control license
APPLI1	20140331 16:49:06	OK	Control Client INFINI
APPLI1	20140331 16:49:06	OK	limit date key : 01/05/2014
APPLI1	20140331	OK	Open the document C:\DATA\ORBI_V9_01\IN\APPLI1.nvw



Click button Actions (blue button) to create action, modify and delete.

Actions

Management Console QBI

General Parameters

Actions

Logs

ACT_ID	ACT_NOM	DOC_NOM	ACTIF	REFRESH	FAY	FILTRES	CYCLE	MAIL	QVW	PDF	CSV	HTML	XLS	TCD	QVD	PPT	PNG	GOD	BURST	QVW	PDF	CSV	HTML	XLS	TCD	QVD	PPT	PNG	GOD	PRES
1	APPLI1	APPLI1.qvw																												

Document : C:\DATA\QBI\_V9.0\IN\APPLI1.qvw

Refresh

GENERAL FILTER

CYCLE MAIL

QVW PDF

CSV HTML

XML XLS

TCD QVD

PPT PNG

GENERATED FORMAT

BOOKMARK BURST

APPLICATION GENERATOR GOOGLE

Mode : Add    ID New : 2



GENERAL

FILTER

CYCLE

MAIL

QVW

CSV

XML

TCD

PPT

GENERATED  
FORMAT

PDF

HTML

XLS

QVD

PNG

BOOKMARK

BURST

APPLICATION  
GENERATOR

GOOGLE

Add an action
Save an action
Execute an action
Analyze application
Modify an action
Delete an action
Drop all action (initialization)
Drop seizures
Modify language
General parameters: Action name, Refresh, activity, logs
Add filter
Rotation cycle before generation
Mail
Generated format
Bookmark before generation
burst
Application generator
Google presentation